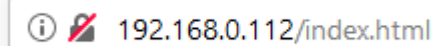


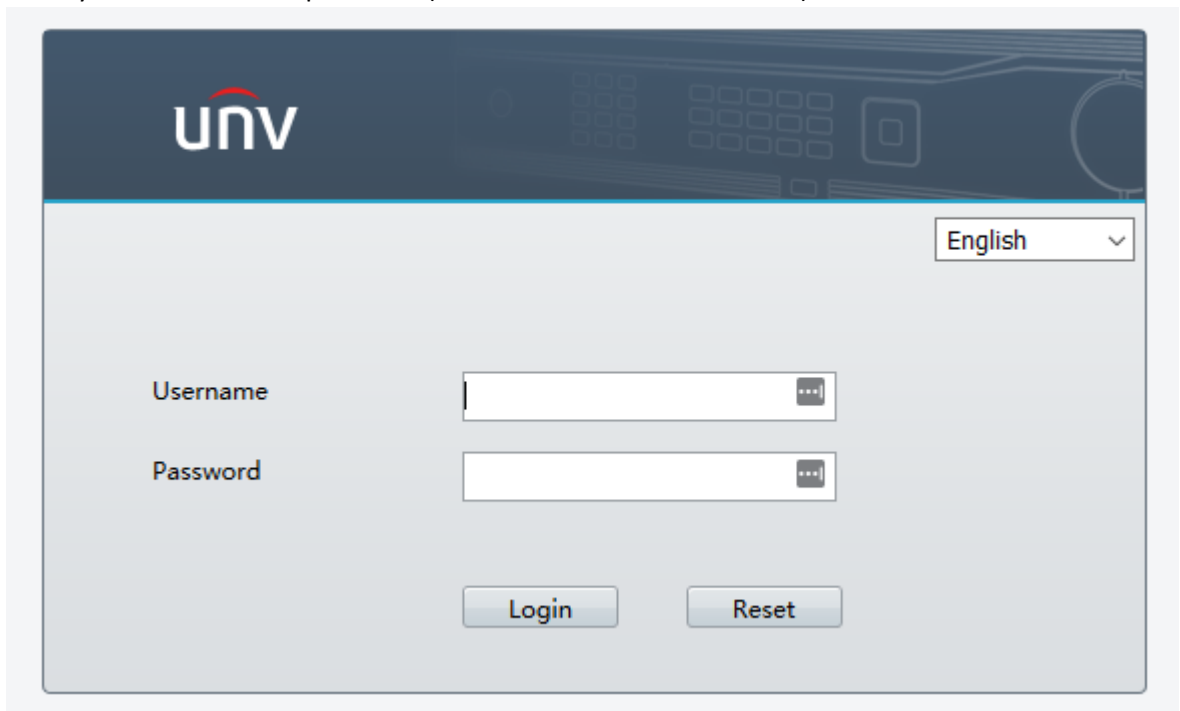
## UNIVIEW – How to get logs

1. Connect the NVR via a web browser using the IP Address of YOUR unit.



192.168.0.112/index.html

2. Enter you username and password (default it is Admin and 123456)

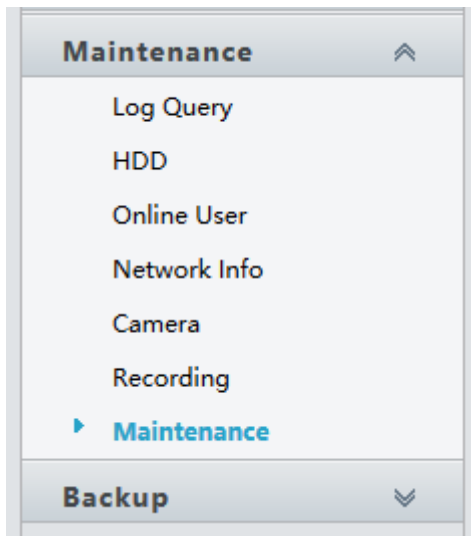


The screenshot shows the UNV web interface. At the top left is the UNV logo. In the top right corner, there is a language dropdown menu set to 'English'. Below the header, there are two input fields: 'Username' and 'Password'. Each field has a small icon on the right side, likely for password visibility. At the bottom of the login area, there are two buttons: 'Login' and 'Reset'.

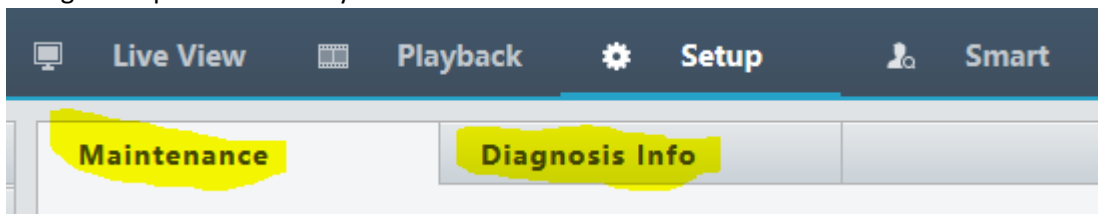
3. Select setup



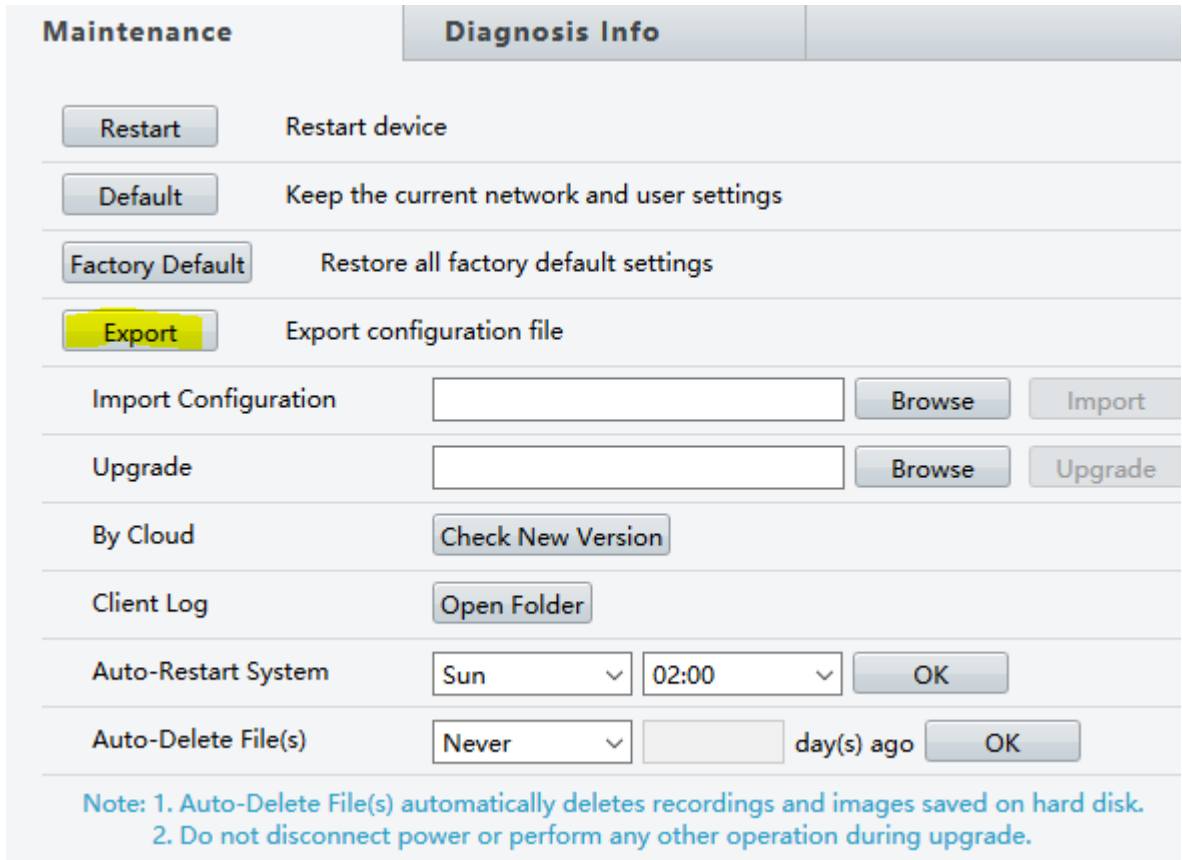
4. Now on the LHS menu select "Maintenance" and the Maintenance again



5. Along the top of the screen you have another sub menu.



6. Now with the Maintenance checked, this is where you can export configs etc.



- Please click the Diagnosis info tab.

Maintenance		Diagnosis Info
Device Type	<input checked="" type="radio"/> NVR	<input type="radio"/> IPC
Current Diagnosis Info	<input type="button" value="Export"/>	
History Diagnosis Info	<input type="button" value="Batch Export"/>	
<input type="checkbox"/>	No.	History Diagnosis Info
<input type="checkbox"/>	1	NVR_Log_20190130000000.tgz
<input type="checkbox"/>	2	NVR_Log_20190129000000.tgz
<input type="checkbox"/>	3	NVR_Log_20190128000000.tgz
<input type="checkbox"/>	4	NVR_Log_20190127000000.tgz
<input type="checkbox"/>	5	NVR_Log_20190126000000.tgz
<input type="checkbox"/>	6	NVR_Log_20190125000000.tgz
<input type="checkbox"/>	7	NVR_Log_20190124000000.tgz

Here you can download the diagnosis files for both the NVR and the IPC. You can also check multiple logs and batch download them.

- Click the IPC Button, and here you can do the same, download one or all the cameras logs.

Maintenance		Diagnosis Info
Device Type	<input type="radio"/> NVR	<input checked="" type="radio"/> IPC
Select Camera	D1	
Current Diagnosis Info	<input type="button" value="Export"/>	
History Diagnosis Info	<input type="button" value="Batch Export"/>	
<input type="checkbox"/>	No.	History Diagnosis Info
<input checked="" type="checkbox"/>	1	IPC_Log_Ch1_20190130000500.tgz
<input checked="" type="checkbox"/>	2	IPC_Log_Ch1_20190129000500.tgz
<input checked="" type="checkbox"/>	3	IPC_Log_Ch1_20190128000500.tgz
<input type="checkbox"/>	4	IPC_Log_Ch1_20190127000500.tgz
<input type="checkbox"/>	5	IPC_Log_Ch1_20190126000500.tgz
<input type="checkbox"/>	6	IPC_Log_Ch1_20190125000500.tgz
<input type="checkbox"/>	7	IPC_Log_Ch1_20190124000500.tgz
<input type="checkbox"/>	8	IPC_Log_Ch1_20190123000500.tgz
<input type="checkbox"/>	9	IPC_Log_Ch1_20190122000500.tgz

Zip those up and send them to us!